

T ECHNICAL INFORMATION



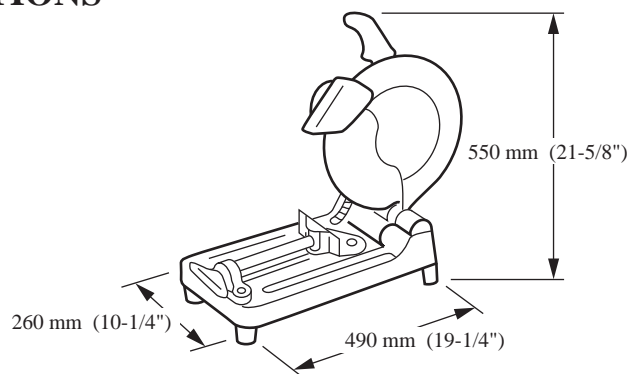
New Tool

Models No. ▶ 2414K

Description ▶ 355mm(14")Portable Cut-off

CONCEPTION AND MAIN APPLICATIONS

Improved version of the existing Model 2414. More powerful motor and precision gearing provide greater protection against over-load. This tool is ideal for cutting pipe, tubing, conduit, angle iron, channels, etc.










▶ Specifications

Voltage (V)	Current (A)	Cycle (Hz)	Continuous Rating (W)		Max. Output(W)
			Input	Output	
100	15.0	50/60	1,430	810	2,000
115	13.0	50/60	1,430	810	2,000
200	8.8	50/60	1,670	1,000	2,000
220	8.0	50/60	1,670	1,000	2,000
230	7.7	50/60	1,670	1,000	2,000
240	7.3	50/60	1,670	1,000	2,000

Blade Diameter	355 mm (14")
Arbor	25.4 mm (1")
No Load Speed	3,800 R/min
Net Weight	17.5 kg (38.6lbs)

Max. Cutting Capacities

Configuration	Round Stock		Square Stock		Rectangular Stock	L-shape Stock	
							
Cut-off Angle	90	45	90	45	90 (a x b)	90	45
Cutting Capacities	100 mm (4")	100 mm (4")	90 mm (3-1/2")	85mm (3-11/32")	55mmx190mm (2-1/8"x7-1/2")	130 mm (5-1/8")	85mm (3-11/32")

▶ Standard equipment

Abrasive Cut-off Wheel 355, Socket Wrench 17

▶ Optional accessories

Abrasive Cut-off Wheel 355