

T ECHNICAL INFORMATION



New Tool

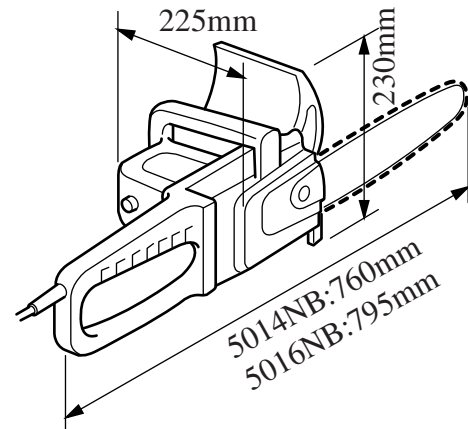
Models No. ▶ 5016NB

Description ▶ MAKITA Chain saw

CONCEPTION AND MAIN APPLICATIONS

Break system and Large protector have been provided for the case of Kick Back. Also Auto Oil-feeding system for better lubrication of chain blade.

These are designed to conform to the safety standards in developed countries.



► Specifications

Voltage(V)	Current(A)	Frequency(Hz)	Consumed power(W)	Rated output(W)	Max. output(W)
100	14	50-60	1300	770	1600
115	12	50-60	1300	770	1600
200	7	50-60	1300	770	1600
220	6.5	50-60	1300	770	1600
230	6	50-60	1300	770	1600
240	6	50-60	1300	770	1600

Chain blade speed	400 m/min.	
Effecting cutting capacity	5014NB	340 mm
	5016NB	375 mm
Weight	5014NB	6 kg
	5016NB	6.3 kg
Cord length	5 m	

► Standard equipment

- Oil vessel(Turbine oil #200, 100 cc contained)
- Guide bar case
- Box wrench 13
- Minus screw driver 6(for adjusting the chain cutter)
- File

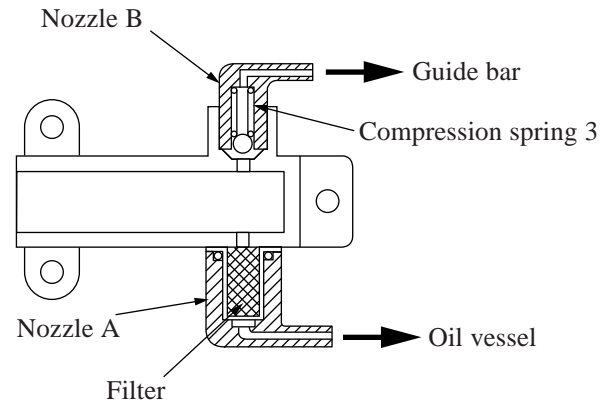
The standard equipment for the tools shown may differ form country to country

► Repair

(1) When oil is not discharged,

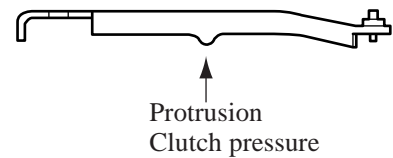
When the dust inside the filter in the casing has caused clogging, oil may not be discharged. In such a case, proceed as follows for repair.

- (a) Remove the oil pump from the gear housing.
- (b) Remove the nozzle A from the casing of the oil pump.
- (c) Disconnect the filter housed in the casing and remove the dust.
- (d) Set the filter into the original position. In this case if the filter is set while strongly pressing the filter, it may be compressed, so that the oil amount may be reduced or cannot be well discharged. Since the filter's function is to adjust the flow rate of the oil, set the filter so that it may be entirely housed into the space for housing the filter inside the nozzle A.



(2) When the brake does not work properly,

If the protrusion at the center of clutch pressure holding the clutch cam is heavily worn out, the moving amount of the clutch cam may be reduced and detaching of the sprocket and cam becomes impossible, thereby the brake does not work properly. In this case renew the parts. Slightly grease around the protrusion when replacing. If heavily greased, the grease may be adhered on the outer circumference of sprocket or the brake shoe during operation. If the brake is applied under such a condition, the stopping time may be extended.



Parts difference between #5014NB and #5016NB :

All the parts other than the guide bar and chain blade are common.